


SONIC

SAIL ^{Mk I} DRIVES

THRO'HULL DRIVE

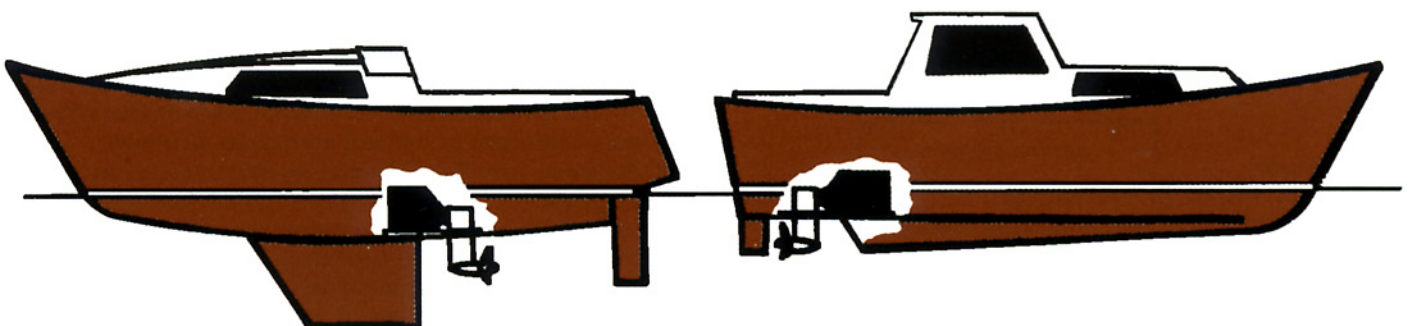
**WITH INBUILT
F.N.R GEARBOX &
REDUCTION RATIO**



**Up to 62
b.h.p. Diesel
100 b.h.p.
Petrol**

**Aluminium or Bronze lower unit
Also available separately as mounting &
Final Drive for hydraulic motor**

The SONIC Sailboat and the Sonic cruiser through hull drive, has been designed to pass through the bottom of the boat and bolted to a mounting pad, thus eliminating any risk of water leaks and avoiding the use of rubber diaphragm. Rubber engine mounting feet are used to attach the engine to engine bearers. The use of these rubber mountings helps to eliminate any vibration.



SONIC gives you Freedom of Selection

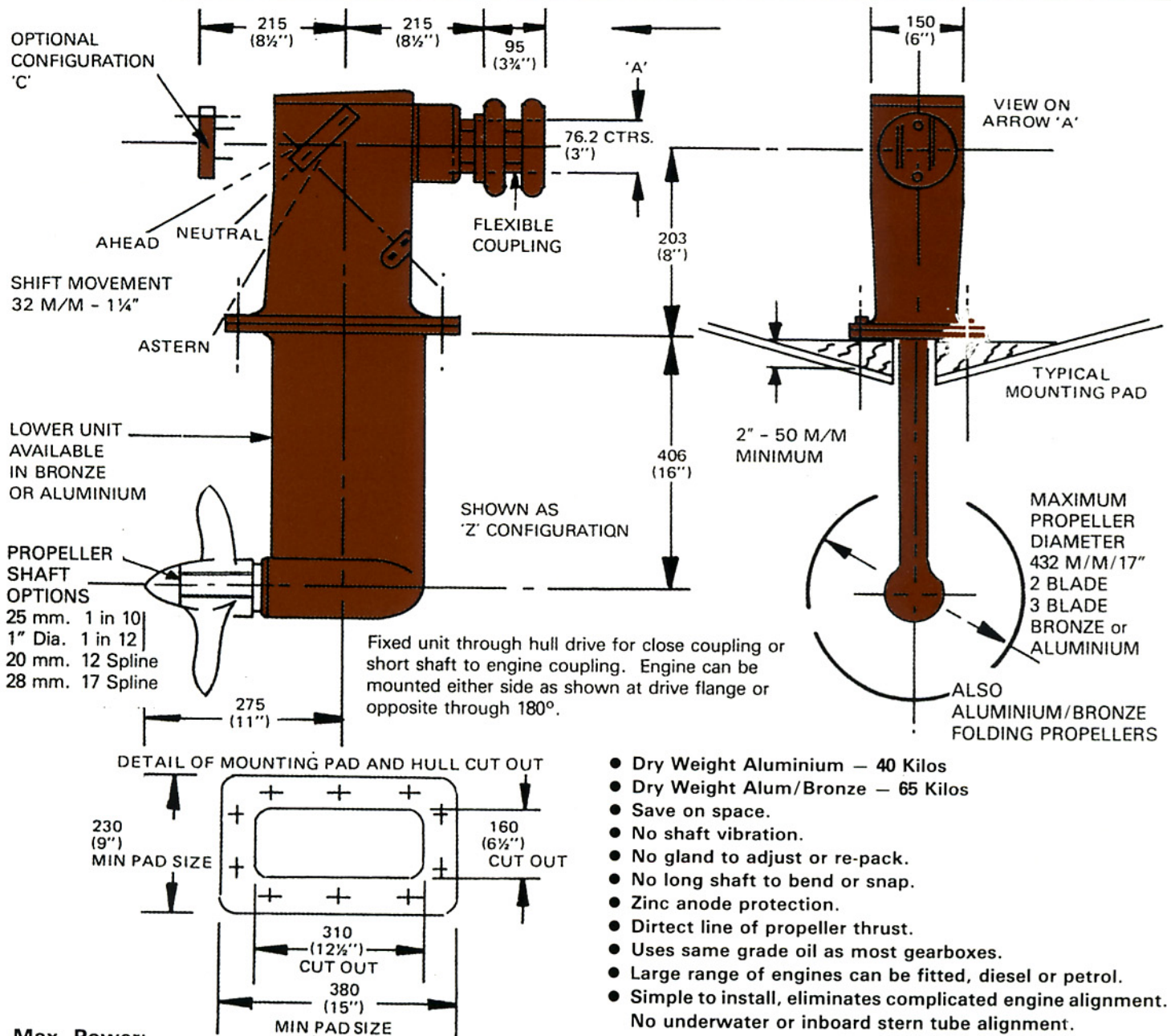
For various requirements different combinations of drive/engine can be supplied. The SONIC Sail/Thro' Hull drive is for close coupling or short shaft to engine coupling. Engine can be mounted either side at drive flange or opposite through 180°. Various reductions and propeller matching available. Also engine mounting at 90° for bow thruster application.

Sillette-Sonic Ltd
tel: +44 (0)20 8337 7543
fax: +44 (0)20 8330 9014
e-mail: sales@sillette.co.uk
website: <http://www.sillette.co.uk>

Sales & Correspondence
Unit 2, Beverley Trading Estate
190/192 Garth Road
Morden, Surrey

a member of the
*British
Marine*
INDUSTRIES
FEDERATION
PROMOTING OUR INDUSTRY

SONIC SAIL DRIVES



- Dry Weight Aluminium - 40 Kilos
- Dry Weight Alum/Bronze - 65 Kilos
- Save on space.
- No shaft vibration.
- No gland to adjust or re-pack.
- No long shaft to bend or snap.
- Zinc anode protection.
- Direct line of propeller thrust.
- Uses same grade oil as most gearboxes.
- Large range of engines can be fitted, diesel or petrol.
- Simple to install, eliminates complicated engine alignment. No underwater or inboard stern tube alignment.
- Available with 2 or 3 blade propellers or 2 blade folding propeller.
- Lower unit solid fixing, requires no rubber diaphragms.
- Unit does not require GRP Base (Engine mounted on conventional horizontal beds).
- Most of the advantages of a stern drive but retains handling characteristics of a fixed shaft.
- Removal of lower leg can be carried out between tides using Blanking Plate.
- Before ordering please check the suitability of your application in writing either through your importer or directly with Sillette - Sonic Ltd.

Max. Power:

100 h.p. CV PS PK @ 500 rpm/upm PETROL SAE.

62 h.p. CV PS PK @ 3600 rpm/upm DIESEL SAE.

Max. Torque:

15 Kg/Mtr - 1.6:1, or 12 Kg/Mtr - 2:1

Max. Tickover RPM/UPM 800

Reduction Ratios

1.6:1, 2:1

- Ratings may be reduced for certain applications.

AHEAD - NEUTRAL - ASTERN GEARBOX

Due to continued development Sillette - Sonic reserve the right to alter, modify or replace any specification or design feature without prior notice.

SAIL/Thro' Hull Drive/Bow Thruster

AN EXTENSIVE RANGE OF PROPELLERS, COUPLINGS, ADAPTORS, SPARE PARTS, MORSE TELEFLEX CONTROLS, MARINIZING & FITTING OUT EQUIPMENT AVAILABLE.
- WORLDWIDE MAIL ORDER SERVICE -

ALSO AVAILABLE - 3 STERN DRIVES
SONIC SAIL DRIVES - F.N.R. MODEL
SONIC CATAMARAN DRIVES - 4 MODELS
REDUCTION GEARBOXES
ONBOARD SERVICE KITS / TOOLS